

Anti-DAPK3 antibody

Cat. No.	ml262776
Package	25 µl/100 µl/200 µl
Storage	-20°C, pH7.4 PBS, 0.05% NaN ₃ , 40% Glycerol

Product overview

Description	Anti-DAPK3 rabbit polyclonal antibody
Applications	ELISA, IHC
Immunogen	Synthetic peptide of human DAPK3
Reactivity	Human
Content	1.4 mg/ml
Host species	Rabbit
Ig class	Immunogen-specific rabbit IgG
Purification	Antigen affinity purification

Target information

Symbol	DAPK3
Full name	death-associated protein kinase 3
Synonyms	DLK; ZIP; ZIPK
Swissprot	O43293

Target Background

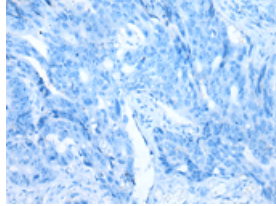
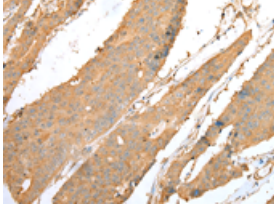
Death-associated protein kinase 3 (DAPK3) induces morphological changes in apoptosis when overexpressed in mammalian cells. These results suggest that DAPK3 may play a role in the induction of apoptosis.

订购热线: 4008-898-798

Applications

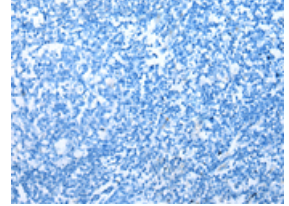
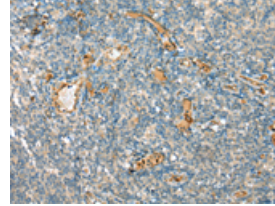
Immunohistochemistry

Predicted cell location: Cytoplasm
Positive control: Human colorectal cancer
Recommended dilution: 25-100



The image on the left is immunohistochemistry of paraffin-embedded Human colorectal cancer tissue using ml262776(DAPK3 Antibody) at dilution 1/35, on the right is treated with synthetic peptide. (Original magnification: ×200)

Predicted cell location: Cytoplasm
Positive control: Human tonsil
Recommended dilution: 25-100



The image on the left is immunohistochemistry of paraffin-embedded Human tonsil tissue using ml262776(DAPK3 Antibody) at dilution 1/35, on the right is treated with synthetic peptide. (Original magnification: ×200)

ELISA

Recommended dilution: 2000-5000

联系电话: 4008-898-798, 021-61725725

联系QQ: 2881505695, 2881505696

邮箱: mlbio_cn@yeah.net

网址: www.mlbio.cn