

Anti-HNRNPA3 antibody

Cat. No.	ml264201
Package	25 µl/100 µl/200 µl
Storage	-20°C, pH7.4 PBS, 0.05% NaN ₃ , 40% Glycerol

Product overview

Description	Anti-HNRNPA3 rabbit polyclonal antibody
Applications	ELISA, WB, IHC
Immunogen	Synthetic peptide of human HNRNPA3
Reactivity	Human, Mouse, Rat
Content	1.26 mg/ml
Host species	Rabbit
Ig class	Immunogen-specific rabbit IgG
Purification	Antigen affinity purification

Target information

Symbol	HNRNPA3
Full name	heterogeneous nuclear ribonucleoprotein A3

Synonyms FBRNP; HNRPA3; D10S102; 2610510D13Rik

Swissprot P51991

Target Background

Plays a role in cytoplasmic trafficking of RNA. Binds to the cis-acting response element, A2RE. May be involved in pre-mRNA splicing.

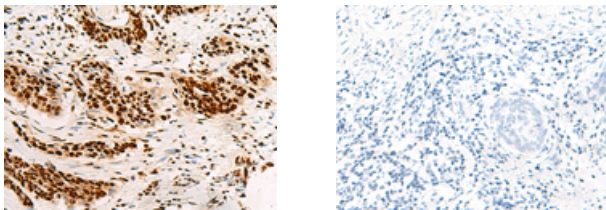
Applications

Immunohistochemistry

Predicted cell location: Nucleus

Positive control: Human esophagus cancer

Recommended dilution: 50-300

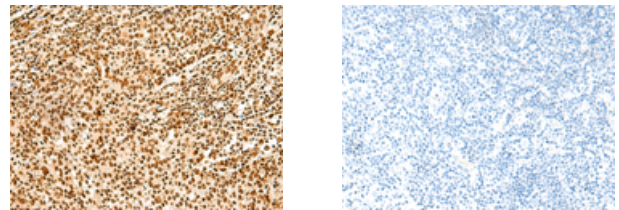


The image on the left is immunohistochemistry of paraffin-embedded Human esophagus cancer tissue using ml264201(HNRNPA3 Antibody) at dilution 1/45, on the right is treated with synthetic peptide. (Original magnification: $\times 200$)

Predicted cell location: Nucleus

Positive control: Human tonsil

Recommended dilution: 50-300



The image on the left is immunohistochemistry of paraffin-embedded Human tonsil tissue using ml264201(HNRNPA3 Antibody) at dilution 1/45, on the right is treated with synthetic peptide. (Original magnification: $\times 200$)

Western blotting

Predicted band size: 40 kDa

Positive control: A172 and LO2 cell lysates

Recommended dilution: 500-2000

订购热线: 4008-898-798

Gel: 8%SDS-PAGE

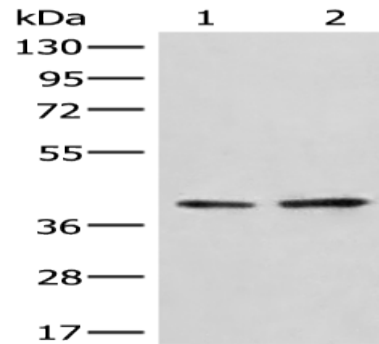
Lysate: 40 μ g

Lane 1-2: A172 and LO2 cell lysates

Primary antibody: ml264201(HNRNPA3 Antibody) at dilution 1/500

Secondary antibody: Goat anti rabbit IgG at 1/8000 dilution

Exposure time: 10 seconds



ELISA

Recommended dilution: 5000-10000

联系电话: 4008-898-798, 021-61725725

联系QQ: 2881505695, 2881505696

邮箱: mlbio_cn@yeah.net

网址: www.mlbio.cn